



District Report Card: 2017


State: West Bengal	District: Kolkata
Class: 8	Subject: Language
Schools: 49	Students: 1173


Participation/Coverage


Students

<div>GENDER</div> <div></div>	Boys		Girls	
	Number	%	Number	%
	505	43.05	668	56.95

<div>AREA</div> <div></div>	Rural		Urban	
	Number	%	Number	%
	0	0.00	1173	100.00

<div>CATEGORY</div> <div></div>	SC		ST		OBC		GEN	
	Number	%	Number	%	Number	%	Number	%
	212	18.07	7	0.60	84	7.16	870	74.17

<div>CWSN</div> <div></div>	LD	VI	HI	S&LD	ID	Oth
	1	6	1	2	3	4

<div>Management</div> <div></div>	Government		Government-aided	
	Number	%	Number	%
	436	37.17	737	62.83

Average Performance of Students in Language (%)

Overall	Gender		Area		Management		Social Group			
	Male	Female	Rural	Urban	Govt.	Aided	SC	ST	OBC	GEN
67.17	66.94	67.34	0.00	67.17	67.91	66.73	64.06	60.95	64.05	68.28

Performance on Learning Outcomes (LOs)

Learning Outcomes	Description	Average Performance(%)
L813	Read textual/non-textual materials with comprehension and identifies the details, characters, main idea and sequence of ideas and events while reading	67.17

Range of Performance of Students who Answered Correctly							
Below 30%		30% - 50%		50% - 75%		Above 75%	
Number	%	Number	%	Number	%	Number	%
51	4.35	165	14.07	543	46.29	414	35.29

Lowest Performing Learning Outcomes (LOs)

1 - Read textual/non-textual materials with comprehension and identifies the details, characters, main idea and sequence of ideas and events while reading (67.17)